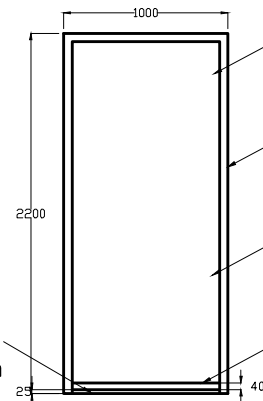


TOP VIEW

Air supply fans mounted



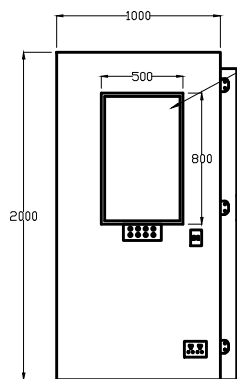
25mm High Density foam

Single wall 50mm

Internal walls flat but perforated liner finish

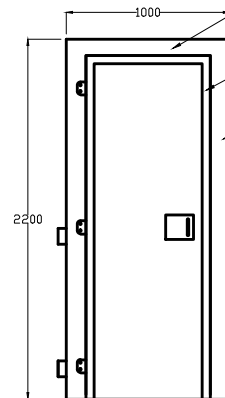
High Density orientated rockwood

40mm thick panel floor



SIDE VIEW

Double glass 80cm x 50cm x 6mm fitted in aluminum frame



FRONT VIEW

Screening booth -Through door fit

Cabinet Door Magnetic Lock mounted on 3 hinges with perfect soundproof and air tight sealed

Screhromadek Finish Micro-ribbed external steel facing

1000MM X 1000MM X 2M

DRAWN BY DIRK VAN ZYL

CELL NO: 072 800 5227

DATE: 2014/05/22

SCALE 1:1

1M X 1M SCREENING BOOTH